



**TeacherWall
Brochure**

TeacherWall

A modular storage range that promotes flexible use of teaching spaces by providing all storage and technology in a single location.

What is TeacherWall?

A TeacherWall is a modular system, combining storage and technology to create a modern, streamlined learning aid. TeacherWall can provide a complete storage, IT and teaching solution for the classroom. With up to 250 configurable modules, it is specifically designed for use in educational environments.



made in the UK



Up to 250 module combinations



100% Recyclable



Unique captive sliding door system



Suitable for all age groups



36 finish options, 3 handle options & Soft close as standard



Hinges tested to 100,000 openings



Soft-close rubber sealing system on the carcass



Our Quality Commitment



FSC® certification on all our TeacherWall range: we use only sheet board material from FSC certified factories for the production of our furniture.



Product range is FIRA International tested against the BSEN16121:2013 standards to Level 2 Extreme Contract Use. Tests ensure all products meet standards for general safety, stability and structural testing or durability.



All products come with a 5 year warranty as standard.

Popular Configurations



3m TeacherWall

- 3m wide reveal for IWB or screen
- Sliding door in single track
- Low double door cupboard
- Pull-out laptop shelf

 Reveal back panels: Lime - designer finishes range. All other elements: Light Grey - core finishes range.



5m TeacherWall for Primary Schools

- 5m wide reveal unit with 2 sliding doors on a single track for IWB or screen
- 2 bookcases with low tray units
- Low cubby holes
- Integral teacher's desk

 Reveal back panels: Jaffa Orange - designer finishes range. All other elements: Light Grey - core finishes range.



4m TeacherWall

- 2m wide shallow reveal for IWB or screen
- Low height cupboards with single shelf

 Reveal back panels: Atoll Blue - designer finishes range. All other elements: Portofino Cherry - core finishes range.



4.8m TeacherWall for Primary Schools

- Full height reveal for IWB or screen with ability to accommodate height adjustable screens
- Split door full height cupboard with 5 shelves
- Integral teacher's desk

 Reveal back panels: Red - designer finishes range. All other elements: Light Grey - core finishes range.



4m TeacherWall

- 4m wide reveal with 2 sliding doors on a single track, for IWB or screen
- 2 bookcases
- Laptop pull-out drawer

 Reveal back panels: Turquoise - designer finishes range. All other elements: Gold Craft Oak - core finishes range.



4.8m LockerWall


- 48 lockers with left-handed doors
- 12 x 400mm wide modules
- Can be added to TeacherWall or stand alone

 Doors: in Limette, Green Apple, Sky Blue, Atoll Blue - designer finishes range. All other elements: Light Grey - core finishes range.



6m TeacherWall


- 4m wide reveal unit with 4 sliding doors on 2 tracks for IWB or screen
- 2 bookcases
- Integral teacher's desk

 All in Light Grey from our core finishes range.



5m StorageWall

- Full height cupboard with 5 shelves
- Glass display cabinet
- Teapoint

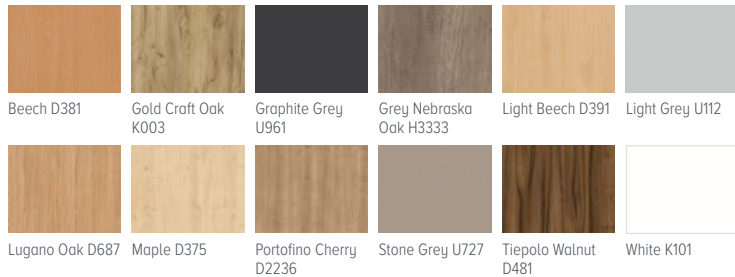
 Back reveal: White - core finishes range. All other elements: Light Beech - core finishes range.

Colours & Finishes

Colours are available from our Core and Designer ranges of finishes.*

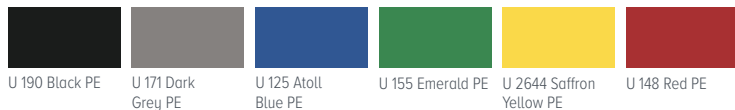
CORE FINISHES

Band 1

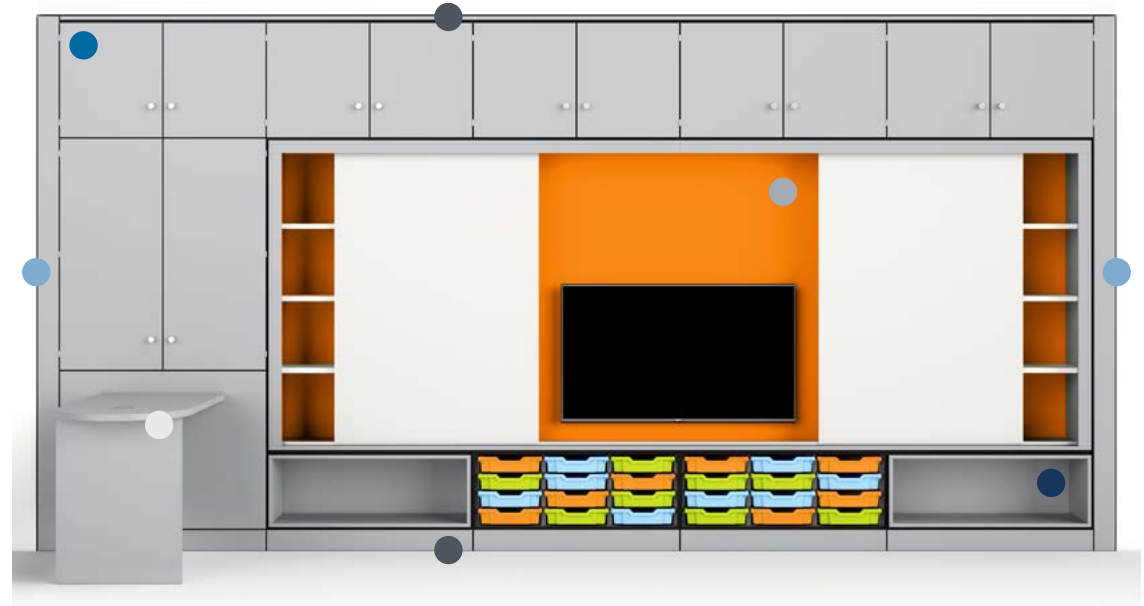


DESIGNER FINISHES

Band 1



Band 2



- Key:**
- Doors
 - Reveal / Bookcase
 - Teacherdesk
 - Decor Panels
 - Plint (Top & Bottom)
 - Cubby Holes



*Please note that Designer Finishes may incur additional costs

Specification

It's possible to build your own bespoke TeacherWall from these modules, or speak to our Design Team who can provide solutions to meet your needs.

TeacherWall Reveal

A reveal is essential if you wish to mount either an interactive whiteboard, Smartboard, television, or any other wall mounted learning device. You have the options of either single or double sliding doors (on one or two rails) with integral shelving.



Ref: TW30

3m wide reveal


- Dimensions W2978mm x H1514mm
- 1 or 2 sliding doors
- Single or double track
- Single bookcase



Ref: TW50

5m wide reveal

- Dimensions W4978mm x H1514mm
- 2 or 4 sliding doors
- Single or double track
- Double bookcase



Ref: TW40

4m wide reveal

- Dimensions W3978mm x H1514mm
- 2 or 4 sliding doors
- Single or double track
- Double bookcase



Ref: REV-1

Shallow Reveal for TV/IWB

- Widths: 1578mm, 1978mm, 2378mm
- Heights: 1130mm, 1322mm, 1514mm
- TV & IWB mounts 1706mm
- Available with or without hinged doors

Doors and Cupboards

Our TeacherWall and StorageWall doors are available in single or double widths, can be locked, and supplied in varying heights to suit all environments.



1000mm Double Door

- Width: 978mm
- Heights: 554, 746, 1130, 1322, 1514, 1706, 1898, 2090, 2282mm
- Double door
- Lockable

Ref: TW10-DD



600mm Single Door

- Width: 578mm
- Heights: 554, 746, 1130, 1322, 1514, 1706, 1898, 2090, 2282mm
- Left or Right handed
- Lockable

Ref: TW06-DR-RH/LH



800mm Double Door

- Width: 778mm
- Heights: 554, 746, 1130, 1322, 1514, 1706, 1898, 2090, 2282mm
- Double door
- Lockable

Ref: TW08-DD

Accessories & Add-Ons

There are a range of accessories and add-ons available that compliment our TeacherWall range. The range includes options for both education, office and meeting environments.



Ref: TW-BOOK

Bookcases

- Widths: 578, 778, 978mm
- Heights: 554, 746, 1130, 1514mm
- Shelves included
- Core and Designer panel colours



Ref: TW-PIGEON

Pigeonhole Units

- Available in 27 (H1130mm) and 36 (H1514mm) compartments
- For W1000mm modules
- Core and Designer colours available



Ref: TWSW008

Shelves

- Metal shelving
- Widths 600, 800, 1000mm
- Silver colour



Ref: TW-DISP

Glass Display

- Width: 978mm
- Heights: 1130, 1514mm
- LED lighting optional



Ref: TW-TEA

Teapoint

- W978 x 1514mm
- Includes small round sink and swivel stem tap



Ref: TW-LPTP

Laptop Drawer

- For W800 & W1000mm modules
- Optional integrated power socket
- Core and Designer colours available



Ref: TW10-DESK

Teachers Desk

- For W1000mm modules
- 3 Lengths, 1200, 1400, 1600mm
- Core and Designer colours available
- Cable management as standard



Ref: TW-CUBBY

Cubbyhole

- W378 x H362mm
- W578 x H554mm
- W778 x H362mm
- W978 x H362mm



Ref: SW0114/5

Countertop Waste Chute

- Large diameter 204mm and small diameter 143mm
- Bin not included



Ref: TW10-DD

Tray Units

- Widths: W800, W1000mm
- Heights: 362, 554, 746mm
- Tray capacity: 12, 18 & 24
- Trays not included
- Grey colour only



Ref: TW-LPTP

Mini-Fridge

- 27ltr capacity
- Integrated into TeacherWall
- For W1000mm modules



Ref: SW0122

Wardrobe Kit

- Chrome in colour
- Up to W800mm module

Lockers

A range of lock options are available to secure your lockerwall.



Ref: LW-CAM

Cam Lock

- Width: 378mm
- Heights: 362, 554, 746, 1130, 1514, 1706, 1898, 2090, 2282mm
- Left or Right Handed



Ref: LW-DIG

Digilock

- Width: 378mm
- Heights: 362, 554, 746, 1130, 1514, 1706, 1898, 2090, 2282mm
- Left or Right Handed



Ref: LW-HASP

Hasp + Staple Lock

- Width: 378mm
- Heights: 362, 554, 746, 1130, 1514, 1706, 1898, 2090, 2282mm
- Left or Right Handed



Ref: LW-NL

Non-Lock

- Width: 378mm
- Heights: 362, 554, 746, 1130, 1514, 1706, 1898, 2090, 2282mm
- Left or Right Handed

Case Studies

We like to let our work speak for itself! [Click here](#) to view our case studies.





EMAIL

sales@pinnacle-furniture.co.uk

PHONE

020 8641 4444

WEBSITE

www.pinnacle-furniture.co.uk

OFFICE ADDRESS

Enterprise House,
Tinsley Lane North,
Manor Royal Industrial Estate,
Crawley,
West Sussex
RH10 9TP